



# SDN Power over Ethernet (PoE) Gateway

Part Number: 1860326

**NOTE:** Ref. # 1870445 includes the SDN Power over Ethernet (PoE) Gateway and PoE Gateway to Motor Adapter Cable (9025010) sold as a kit.

The SDN Power over Ethernet (PoE) Gateway is a low-voltage power distribution and network-connected module that utilizes PoE (Power over Ethernet) technology to power and control the Somfy® 24V RS485 motorization offer for shades and draperies.

## SETUP

## READ AND FOLLOW ALL SAFETY INSTRUCTIONS

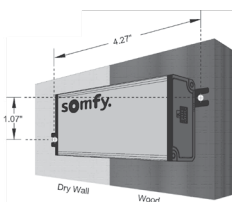
### GATEWAY MUST BE INSTALLED BY A QUALIFIED TECHNICIAN.

(CHECK WITH LOCAL AND NATIONAL CODES FOR PROPER INSTALLATION)

### CAUTION - Risk of Injury and Fire.

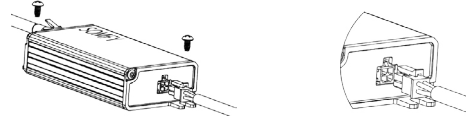
Connect only to a data port on equipment certified to meet the Standard for Information Technology Equipment Safety - Part 1: General requirements, UL 60950-1.

- 1 **CAUTION** — Observe precautions for handling electrostatic sensitive gateways.
- 2 **WARNING** — Risk of Electric Shock. Do not handle energized gateway with wet hands or when standing on wet or damp surfaces.
- 3 **WARRANTY** — voided if gateway has been modified from its original configuration.
- 4 Do not use outdoors.
- 5 Use only with Class 2 Power Unit – 60VDC maximum.
- 6 Conforms to UL1310 standard – Certified to CSA standard C22.2 NO. 223.
- 7 Mounting pattern is shown below.



Mounting Hole Location  
Holes For Stand-alone  
Metal Gateway

- 8 Snap in the wire harness male connector into the female connector as shown below:



- 9 Use two #8 self-tapping screws to mount the PoE Gateway as shown (screws not provided)

- 10 **All motors and wiring need to be connected to Gateway prior to powering the SDN PoE Gateway**

- 11 On the front top side of the PoE Gateway connect PoE CAT cable until you hear a "CLICK". Use a UTP (unshielded twisted pair) CAT5E or CAT6 cable\*. The maximum length of cable should not exceed 100 meters.



\*Please note the Power LED indicator will turn on once you have power. The LINK and ACTIVE indicators will blink on and off rapidly once you have network connection.

- 12 Download and install Programming Software from this link. <https://www.somfypro.com/services-support/software>

## FIGURE 1. CONNECTION INFORMATION

### CONNECTIONS AND INDICATORS

This device could be used in other configurations than listed below. For specification information on individual products, see related product information. Follow all SDN wiring standards for distance limitations.

#### Notes:

- Control up to 4 low-voltage RS485 motors from a SDN PoE Gateway.
- When operating motors as a group, motors will cascade individually.
  - Aligned operation available with Sonesse® 30 RS485 DC (maximum 2 motors)
- Total wiring between SDN PoE Gateway and all motors should not exceed 240 ft. when using Liberty AV 9020126 cable.
- Total wiring between Network switch and SDN PoE Gateway should not exceed 300 ft. using Category 5e cable.

ELEMENT	FUNCTION
1 Ethernet Input	Power and Data Input from PoE system
2 SDN Output to motors	Power and Data output to Somfy 24V DC SDN RS485 motors

LED Indicators				
LABEL	ELEMENT	COLOR	FUNCTION ON	FUNCTION OFF
PWR	Power	Green	Powered	No Power
ACT	Active Ethernet	Green	Ethernet Active	No Ethernet Activity
LINK	Communication Link	Orange	Linked (blinks)	Not Linked (not blinking)



## FIGURE 2. MOTOR DATA CABLE CONNECTIONS

### MOTOR COMPATIBILITY

#### Low-voltage (DC):

- Sonesse® ULTRA 50 RS485 (DC)  
Part Number: 1134022
- Sonesse® 30 RS485 (DC)  
Part Number: 1000658
- Irismo™ 35 Mini (DC)\*  
Part Number: 1002951

\*Must order SDN Module with Enclosure kit for Irismo (1870282)

### MOTOR DATA CABLE INFORMATION

#### Required Cables:

**NOTE:** Ref. # 1870445 includes the SDN Power over Ethernet (PoE) Gateway and PoE Gateway to Motor Adapter Cable (9025010) sold as a kit.

#### Must order either cable per Gateway:

(Sold separately from 1860326)

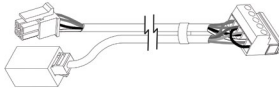
#### PoE Gateway to Motor Adapter (9025010)

Cable length: 13 in.



#### PoE Gateway to Motor/animeo® Keypad Adapter (Plenum Rated) (9025011)

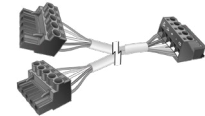
Cable length:  
13 in. overall, 8 in. to keypad



#### Optional Cables:

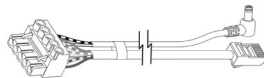
#### Motor Daisy Chain Adapter for PoE Gateway (9020451)

Cable length: 36 in.



#### DC Drapery Adapter for SDN/PoE Gateway (9025012)


Cable length: 36 in.



#### Low-voltage (DC) Motor Connectors and Cables

#### Sonesse® ULTRA 50 RS485 Data and Power Pigtail (9020004)

**NOTE:** Included with motor



#### Sonesse® 30 RS485 Data and Power Pigtail (9020261)

**NOTE:** Not included with motor



#### Weidmuller Connector (5 pin)

(Sold separately)

- SDN Motor Female Connector (9025113)

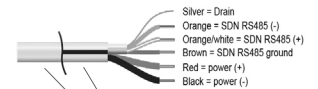


- SDN Motor Male Connector (9020743)



#### SDN Low-voltage Motor Power and Data Cable

(Sold separately)



9020127 - Plenum Rated  
9020126 - Non-plenum Rated

### ORDERING INFORMATION

DESCRIPTION	PART NUMBER
<b>SDN Power over Ethernet (PoE) Gateway</b>	1860326 (NOTE: 1870445 includes 1860326 & 9025010)
<b>PoE Gateway to Motor Adapter</b>	9025010
<b>SDN PoE Gateway Kit</b>	1870445 (NOTE: includes 1860326 & 9025010)
<b>PoE Gateway to Motor/animeo® Keypad Adapter (Plenum Rated)</b>	9025011
<b>Low voltage RS485 Motor Accessories</b>	
<b>SDN Low-voltage Motor Power and Data Cable</b>	9020126/9020127 (Plenum Rated) (from Liberty AV)
<b>Motor Daisy Chain Adapter for PoE Gateway</b>	9020451
<b>SDN Motor Male Connector</b>	9020743
<b>SDN Motor Female Connector</b>	9025113
<b>Sonesse® 30 DC RS485 Cable Data and Power Pigtail</b>	9020261
<b>Sonesse® Ultra 50 DC RS485 Cable Data and Power Pigtail</b>	9020004
<b>SDN PoE to DC SDN Drapery Motor Cable</b>	9025012
<b>SDN Module with Enclosure Kit for Irismo™</b>	1870282

### OFFICE LOCATIONS

#### New Jersey

121 Herrod Blvd.  
Dayton, NJ 08810

P: (800) 22-SOMFY (76639) • F: (609) 395-1776

#### Florida

1200 SW 35th Ave.  
Boynton Beach, FL 33426

P: (800) 22-SOMFY (76639) • F: (561) 995-7502

#### California

15301 Barranca Pkwy  
Irvine, CA 92618

P: (800) 22-SOMFY (76639) • F: (949) 727-3775

#### Canada

5178 Everest Drive  
Mississauga, Ontario L4W2R4

P: 1-800-66-SOMFY • CN: (905) 564-6446  
F: (905) 238-1491

For more information visit: <https://www.somfypro.com/services-support/software>

SAVE THESE INSTRUCTIONS FOR FUTURE REFERENCE