

MPN NO.	SAP NO.	DESCRIPTION
MEU-00073-02	181770332	Euromod Keystone Fascia 25 x 50mm unloaded

Snap the unloaded fascia into the Euromod wall plate. This fascia fits Molex Euromod wall plate part no's MEU-00071-02 (Single Gang) and MEU-00072-02 (Double Gang) as shown in figure 2.

Important note: the Keystone fascia must be assembled into the wall plate before the jack is assembled into the fascia.



Figure 1

C6A Keystone Jack (KSJ-00079)



Figure 2

Keystone Fascia 25 x 50mm (Part number - MEU-00073-02)

Terminate the Keystone Jack (KSJ-00079) by following the cable colour coding instructions provided with the jack. Once terminated rotate the C6A Keystone Jack so that the RJ45 key latch points upwards as shown in figure 3.



Figure 3

Snap the small latch into the fascia first then snap the large white latch into the bottom of the fascia as shown in the figure 4.




Figure 5. Large white jack seating latch




Figure 4

Screw the complete wall plate assembly to back box with screws provided. Keystone Jack latch faces upwards for correct patch cord connection as shown in the figure 5.




Figure 5