

ENCLOSURE SPLICE DOME 48,120, 288 AND 576 FIBER

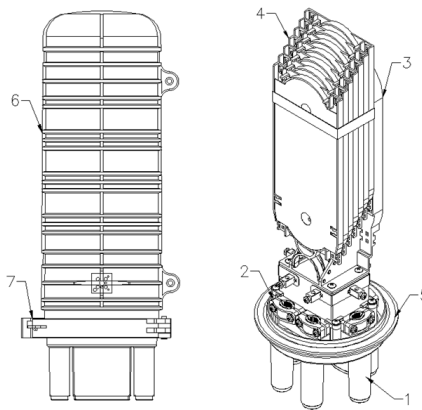


1. Scope

Dome fiber splice enclosure is an equipment that used for optical fiber cable splicing, joint and protection. It is waterproof and dust proof and suitable for outdoor aerial hanged, pole mounted, wall mounted, duct, buried application. It can be opened after sealing and can be reused without changing sealing material.

dome type fiber optic splice closure is design and produced as per industry standard. It is suitable for fiber optical cable direct and branch splicing, connection protection.

2. Structure Composition (Fig 1)

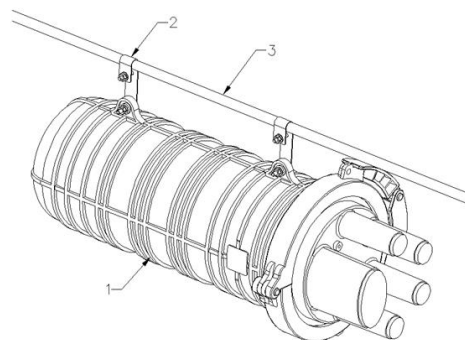


1-- bottom base 2-- cable fixing part 3-- cable storage tray 4-- fiber splice tray
5-- sealing gasket 6-- closure housing 7-- hoop

Fig 1

3. Applications

- Aerial hanged. (Fig 2)



1-- closure 2-- Aerial hanged accessory 3-- steel wire

Fig 2

ENGINEERING RECORD NO : 706536	SAP NO : 187000534	Doc No: 187000534 Doc part: AS	REV- B
http://www.molexces.com/			

- Pole mounted (Fig 3) & Wall mount (Fig 4 & 5).

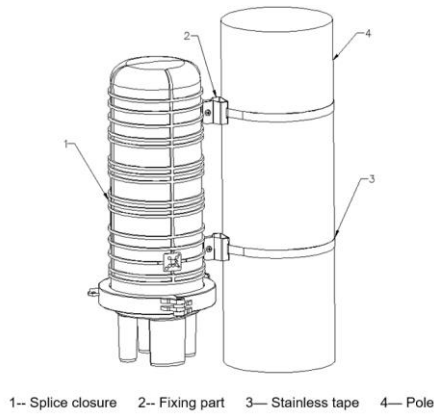


Fig 3

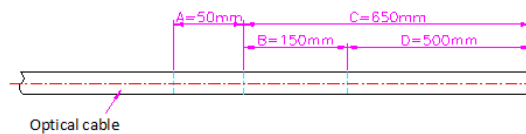
- Duct.
- Direct buried.
- Pipe well mounted.

4. Tools required for this installation

- Screwdriver.
- Spanner.
- Hacksaw.
- air gun etc.

5. Procedures

- Make sure the optical fiber cable length in enclosure and break out length are enough. (Fig 4)



A— cable fixing length B-- Cable with jacket length inside closure
C— Cable mini. length inside closure D— Break out cable length

Fig 4

- Strip out cable outside jacket by pipe cutter and longitudinal stripper. The length is as per above (Fig 4) instruction or as per using condition.
- Cut off the cable port by hacksaw (recommended hacksaw cut position: approximately 10.0mm to 20.0mm hacksaw cut from tip of cable port), then open the cable port. (Fig 5)

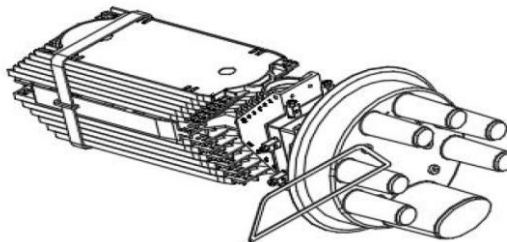
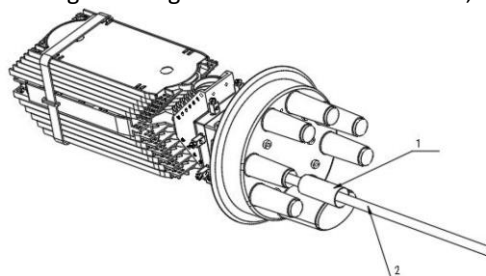


Fig 5

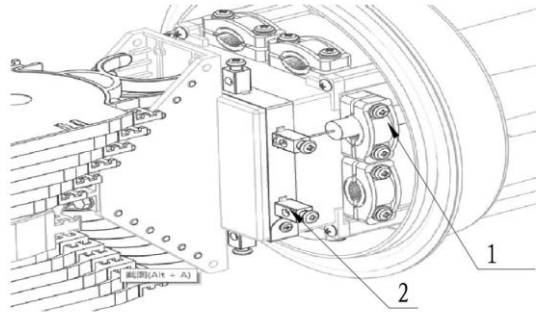
- Put the stripped optical cable get through the heat shrinkable tube, closure cable port as per (Fig 6).



1. Heat shrinkable tube 2. Fiber optic cable

Fig 6

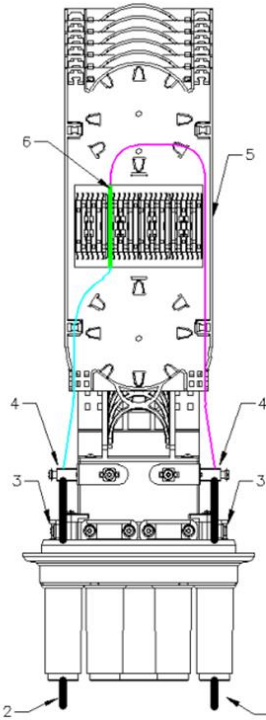
- Fix the cable strengthen core by cable fixing column. (Fig 7)



1. Cable fixing kit 2. Cable strengthen core fixing kit

Fig 7

- Put the stripped optical fiber into fiber splice tray, do splicing and storage. (Fig 8)

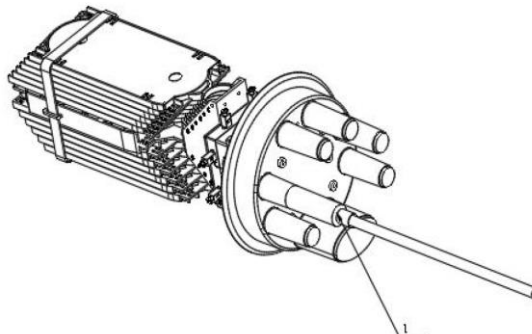


1. cable port 2. cable port 3. cable fixing part
4. Cable fixing column 5. Splice tray 6. Heat shrinkable protection sleeve

Fig 8

5.1 Optical cable heat shrink sealing

- Identify the cable by oil pen and use grind paper to make rough surface of cable jacket
- **Heat shrink sealing:** Wrapping aluminium foil paper on the optical cable, then put the heat shrink tube on cable port and junction of cable. Heat the shrinkable tube by air gun or alcohol burner, then the heat shrink tube fix the cable on cable port tightly. If two cables entry one cable port, put the branch kit between the two cable, let the metal part of branch kit fixed outside the heat shrink tube, then heat it. (Fig 9)



1. Heat shrinkable tube

Fig 9

5.2 Sealing inspection & instruction requirements

- The cable with jacket should be fixed by cable tie in the entry of splice tray.
- Check the splice tray if close tray cover.
- Check the inside fixing part if they are fixed tightly.
- Check the sealing parts are in good condition.
- Check the heat shrinkable tube sealing if tightly and completely.

5.3 Closure housing installation.

- Put the closure housing close the splice tray and connect the closure base.
- Fixed the closure housing and closure base by hoop. (Fig 10)

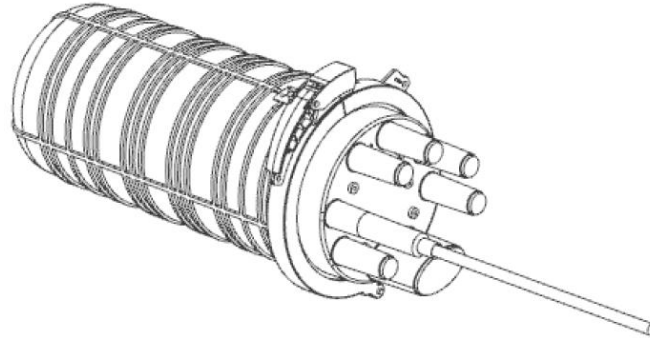


Fig 10

5.4 Accessories list.

WFR-00074	180970160	ENCLOSURE DOME SPLICE 144 FIBER UNLOADED POLE MOUNT
WFR-00103	180970211	ENCLOSURE DOME SPLICE 144 FIBER UNLOADED WALL MOUNT

ITEM#	PRODUCT	SPECIFICATION	UNIT	QTY
1	BACK-TO-BACK VELCRO	350 MM * 15 MM * 3 MM/BLACK	PCS	1
2	PIN	NANCIAL 4*19/ IRON/NICKEL PLATING	PCS	1
3	HEXAGONAL NUT	M4/ IRON/BRIGHT GRID	PCS	2
4	ROUND HEAD SCREW	M4*20/ IRON/BRIGHT GRID	PCS	2
5	ROUND HEAD SCREW	M5*16/ IRON/BRIGHT GRID	PCS	2
6	HEXAGONAL NUT	M5/ IRON/BRIGHT GRID	PCS	2
7	SPRING WASHERS	NANCIAL 6* NANCIAL 4*1MM/ IRON/PLATING	PCS	2
8	FLAT MAT	GAN9 * GAN4 *0.8MM/ IRON/GALVANIZED	PCS	2
9	PE SELF-SEALING PLASTIC BAG	7CM* 8.5CM/NO HOLES/NO/TRANSPARENT	PCS	1
10	PLASTIC PIPE	OUTER DIAMETER NANCIAL 5MM WALL THICKNESS 0.6MM/ PLASTIC/WHITE	M	0.8
11	NYLON CABLE TIE	3 MM * 120 MM/WHITE	PCS	10
12	FIBER OPTIC HEAT-SHRINKABLE SLEEVE	60MM*3.0*1.5	PCS	144
13	INSULATING TAPE	0.15*17MM*8 SIZE/BLACK	PCS	1
14	ALUMINIUM FOIL	15CM*10CM(WITH BACKING GLUE)	PCS	1
15	HEAT SHRINKABLE TUBE	NANCIAL 30*100MM/ BLACK (SCREW GLUE ON INNER WALL)	PCS	4
16	HEAT SHRINKABLE TUBE	NANCIAL 60*150MM/ BLACK (SCREW GLUE ON INNER WALL)	PCS	1
17	OPTICAL CABLE DIVERTER	S NO.	PCS	1
18	PE SELF-SEALING PLASTIC BAG	18CM*23CM/ 2 HOLES/NEUTRAL/TRANSPARENT	PCS	1
19	PO PLASTIC BAGS	35*70CM/ NON-PERFORATED TRANSPARENT (OPEN END AT 35CM)	PCS	1
20	INSIDE THE BOX	A38/52 * 21.5 * 20.5 / NO	PCS	1
21	CARTON	K636/54 * 45 * 44 / NEUTRAL	PCS	0.25
22	POLE MOUNTED ACCESSORIES	STAINLESS	SET	1(NOT APPLICABLE WALL MOUNT)
23	AERIAL HANGED SET KIT	4 SCREWS, 2 HOOKS 4 NUTS	SET	1
24	WALL MOUNTED ACCESSORIES	STAINLESS	SET	1(NOT APPLICABLE POLE MOUNT)

WFR-00073	180970159	ENCLOSURE DOME 120 FIBER SPLICE UNLOADED POLE MOUNT
WFR-00102	180970210	ENCLOSURE DOME 120 FIBER SPLICE UNLOADED WALL MOUNT

ITEM #	PRODUCT	SPECIFICATION	UNIT	QTY
1	ROUND HEAD SELF TAPPING SCREW	C TYPE 4*8/ IRON/BRIGHT GRID	PCS	3
2	LARGE FLAT HEAD SELF TAPPING SCREW	C TYPE 5*15/ IRON/BRIGHT GRID	PCS	4
3	PIN	NANCIAL 4*19/ IRON/NICKEL PLATING	PCS	1
4	HEXAGONAL NUT	M4/ IRON/BRIGHT GRID	PCS	2
5	ROUND HEAD SCREW	M4*20/ IRON/BRIGHT GRID	PCS	2
6	ROUND HEAD SCREW	M5*16/ IRON/BRIGHT GRID	PCS	2
7	HEXAGONAL NUT	M5/ IRON/BRIGHT GRID	PCS	2
8	SPRING WASHERS	NANCIAL 6* NANCIAL 4*1MM/ IRON/PLATING	PCS	2
9	FLAT MAT	GAN9 * GAN4 *0.8MM/ IRON/GALVANIZED	PCS	2
10	PE SELF-SEALING PLASTIC BAG	7CM* 8.5CM/NO HOLES/NO/TRANSPARENT	PCS	1
11	PLASTIC PIPE	OUTER DIAMETER NANCIAL 4MM WALL THICKNESS 0.6MM/ PLASTIC/WHITE	M	1
12	OPTICAL CABLE DIVERTER	S NO.	PCS	1
13	ALUMINIUM FOIL	15CM*10CM(WITH BACKING GLUE)	PCS	1
14	HEAT SHRINKABLE TUBE	NANCIAL 30*100MM/ BLACK (SCREW GLUE ON INNER WALL)	PCS	3
15	HEAT SHRINKABLE TUBE	NANCIAL 45*120MM/ BLACK (SCREW GLUE ON INNER WALL)	PCS	1
16	NYLON CABLE TIE	3 MM * 120 MM/WHITE	PCS	10
17	FIBER OPTIC HEAT-SHRINKABLE SLEEVE	60MM*2.6*1.2	PCS	120
18	INSULATING TAPE	0.15*17MM*5 SIZE/BLACK	PCS	1
19	BACK-TO-BACK VELCRO	350 MM * 15 MM * 3 MM/BLACK	PCS	1
20	PE SELF-SEALING PLASTIC BAG	18CM*23CM/ 2 HOLES/NEUTRAL/TRANSPARENT	PCS	1
21	PE PLASTIC BAGS	35*60CM/ NON-PERFORATED TRANSPARENT (OPEN END IS 35CM)	PCS	1
22	POLE MOUNTED ACCESSORIES	STAINLESS	SET	1(NOT APPLICABLE WALL MOUNT)
23	AERIAL HANGED SET KIT	4 SCREWS, 2 HOOKS 4 NUTS	SET	1
24	WALL MOUNTED ACCESSORIES	STAINLESS	SET	1(NOT APPLICABLE POLE MOUNT)

WFR-00079	180970166	DOME ENCLOSURE 576 FIBER SPLICE UNLOADED POLE MOUNT
WFR-00106	180970214	DOME ENCLOSURE 576 FIBER SPLICE UNLOADED WALL MOUNT

ITEM#	PRODUCT	SPECIFICATION	UNIT	QTY
1	PIN	NANCIAL 4*19/ IRON/NICKEL PLATING	PCS	1
2	HEXAGONAL NUT	M4/ IRON/BRIGHT GRID	PCS	2
3	ROUND HEAD SCREW	M4*20/ IRON/BRIGHT GRID	PCS	2
4	ROUND HEAD SCREW	M5*16/ IRON/BRIGHT GRID	PCS	2
5	HEXAGONAL NUT	M5/ IRON/BRIGHT GRID	PCS	2
6	SPRING WASHERS	NANCIAL 6* NANCIAL 4*1MM/ IRON/PLATING	PCS	2
7	FLAT MAT	GAN9 * GAN4 *0.8MM/ IRON/GALVANIZED	PCS	2
8	PE SELF-SEALING PLASTIC BAG	7CM* 8.5CM/NO HOLES/NO/TRANSPARENT	PCS	1
9	PLASTIC PIPE	OUTER DIAMETER NANCIAL 5MM WALL THICKNESS 0.6MM/ PLASTIC/WHITE	M	1
10	NYLON CABLE TIE	3 MM * 120 MM/WHITE	PCS	15
11	FIBER OPTIC HEAT-SHRINKABLE SLEEVE	45MM*2.3*1.0	PCS	576
12	HEAT SHRINKABLE TUBE	NANCIAL 30*100MM/ BLACK (SCREW GLUE ON INNER WALL)	PCS	6
13	HEAT SHRINKABLE TUBE	NANCIAL 60*150MM/ BLACK (SCREW GLUE ON INNER WALL)	PCS	1
14	OPTICAL CABLE DIVERTER	S NO.	PCS	1
15	INSULATING TAPE	0.15*17MM*5 SIZE/BLACK	PCS	1
16	PE SELF-SEALING PLASTIC BAG	23CM*26CM/ 2 HOLES/NEUTRAL/TRANSPARENT	PCS	1
17	PO PLASTIC BAGS	45CM*70CM/ NO HOLES/NO/TRANSPARENT	PCS	1

ER NO : 706536	SAP NO : 187000534	Doc No: 187000534 Doc part: AS	REV-B
----------------	--------------------	--------------------------------	-------

18	INSIDE THE BOX	A3B/53.5*26*25 / NO	PCS	1
19	POLE MOUNTED ACCESSORIES	STAINLESS	SET	1(NOT APPLICABLE WALL MOUNT)
20	AERIAL HANGED SET KIT	4 SCREWS, 2 HOOKS 4 NUTS	SET	1
21	WALL MOUNTED ACCESSORIES	STAINLESS	SET	1(NOT APPLICABLE POLE MOUNT)

WFR-00078	180970164	DOME ENCLOSURE 48 FIBER SPLICE UNLOADED POLE MOUNT
WFR-00105	180970213	DOME ENCLOSURE 48 FIBER SPLICE UNLOADED WALL MOUNT

ITEM#	PRODUCT	SPECIFICATION	UNIT	QTY
1	HEXAGONAL NUT	M4/ IRON/BRIGHT GRID	PCS	2
2	ROUND HEAD SCREW	M4*20/ IRON/BRIGHT GRID	PCS	2
3	ROUND HEAD SCREW	M5*16/ IRON/BRIGHT GRID	PCS	2
4	HEXAGONAL NUT	M5/ IRON/BRIGHT GRID	PCS	2
5	SPRING WASHERS	NANCIAL 6* NANCIAL 4*1MM/ IRON/PLATING	PCS	2
6	FLAT MAT	GAN9 * GAN4 *0.8MM/ IRON/GALVANIZED	PCS	2
7	PE SELF-SEALING PLASTIC BAG	7CM* 8.5CM/NO HOLES/NO/TRANSPARENT	PCS	1
8	PLASTIC PIPE	OUTER DIAMETER NANCIAL 4MM WALL THICKNESS 0.6MM/ PLASTIC/WHITE	M	1
9	OPTICAL CABLE DIVERTER	S NO.	PCS	1
10	ALUMINIUM FOIL	15CM*10CM(WITH BACKING GLUE)	PCS	1
11	HEAT SHRINKABLE TUBE	NANCIAL 30*100MM/ BLACK (SCREW GLUE ON INNER WALL)	PCS	3
12	HEAT SHRINKABLE TUBE	NANCIAL 40*100MM/ BLACK (SCREW GLUE ON INNER WALL)	PCS	1
13	NYLON CABLE TIE	3 MM * 120 MM/WHITE	PCS	5
14	FIBER OPTIC HEAT-SHRINKABLE SLEEVE	45MM*3.0*1.5	PCS	48
15	INSULATING TAPE	0.15*17MM*5 SIZE/BLACK	PCS	1
16	PE SELF-SEALING PLASTIC BAG	18CM*23CM/ 2 HOLES/NEUTRAL/TRANSPARENT	PCS	1
17	POLE MOUNTED ACCESSORIES	STAINLESS	SET	1(NOT APPLICABLE WALL MOUNT)
18	AERIAL HANGED SET KIT	4 SCREWS, 2 HOOKS 4 NUTS	SET	1
19	WALL MOUNTED ACCESSORIES	STAINLESS	SET	1(NOT APPLICABLE POLE MOUNT)

WFR-00077	180970163	ENCLOSURE DOME SPLICE 288 FIBER UNLOADED - POLE MOUNT
WFR-00104	180970212	ENCLOSURE DOME SPLICE 288 FIBER UNLOADED - WALL MOUNT

ITEM#	NAME	SPECIFICATION	UNIT	QTY
1	BACK-TO-BACK VELCRO	600 MM * 15 MM * 3 MM/BLACK	PCS	1
2	PIN	NANCIAL 4*19/ IRON/NICKEL PLATING	PCS	1
3	HEXAGONAL NUT	M4/ IRON/BRIGHT GRID	PCS	2
4	ROUND HEAD SCREW	M4*20/ IRON/BRIGHT GRID	PCS	2
5	ROUND HEAD SCREW	M5*16/ IRON/BRIGHT GRID	PCS	2
6	HEXAGONAL NUT	M5/ IRON/BRIGHT GRID	PCS	2
7	SPRING WASHERS	NANCIAL 6* NANCIAL 4*1MM/ IRON/PLATING	PCS	2
8	FLAT MAT	GAN9 * GAN4 *0.8MM/ IRON/GALVANIZED	PCS	2
9	PE SELF-SEALING PLASTIC BAG	7CM* 8.5CM/NO HOLES/NO/TRANSPARENT	PCS	1
10	PLASTIC PIPE	OUTER DIAMETER NANCIAL 5MM WALL THICKNESS 0.6MM/ PLASTIC/WHITE	M	1
11	NYLON CABLE TIE	3 MM * 120 MM/WHITE	PCS	10
12	FIBER OPTIC HEAT-SHRINKABLE SLEEVE	60MM*3.0*1.5	PCS	288
13	HEAT SHRINKABLE TUBE	NANCIAL 30*100MM/ BLACK (SCREW GLUE ON INNER WALL)	PCS	6
14	HEAT SHRINKABLE TUBE	NANCIAL 60*150MM/ BLACK (SCREW GLUE ON INNER WALL)	PCS	1

ER NO : 706536	SAP NO : 187000534	Doc No: 187000534 Doc part: AS	REV-B
-----------------------	---------------------------	--	--------------

15	OPTICAL CABLE DIVERTER	S NO.	PCS	1
16	INSULATING TAPE	0.15*17MM*5 SIZE/BLACK	PCS	1
17	PE SELF-SEALING PLASTIC BAG	23CM*26CM/ 2 HOLES/NEUTRAL/TRANSPARENT	PCS	1
18	PO PLASTIC BAGS	45CM*70CM/ NO HOLES/NO/TRANSPARENT	PCS	1
19	INSIDE THE BOX	A3B/53.5*26*25 / NO	PCS	1
20	POLE MOUNTED ACCESSORIES	STAINLESS	SET	1(NOT APPLICABLE WALL MOUNT)
21	AERIAL HANGED SET KIT	4 SCREWS, 2 HOOKS 4 NUTS	SET	1
22	WALL MOUNTED ACCESSORIES	STAINLESS	SET	1(NOT APPLICABLE POLE MOUNT)

CAUTION: Molex recommends wearing safety glasses When cutting fiber optic cable.

- **WARNING:**

1. Never stare into the open fiber on core side. Laser light may be present and is invisible. Serious eye damage is possible.